

step -1

Scan kre aur message send kre

SBI BYPASS QR SCAN AND MESSAGE COPY BOX



Scan QR

Copy or ScanQR and Send This Msg To +917304459011
Send then Wait 2 Second Then Click Next



OR

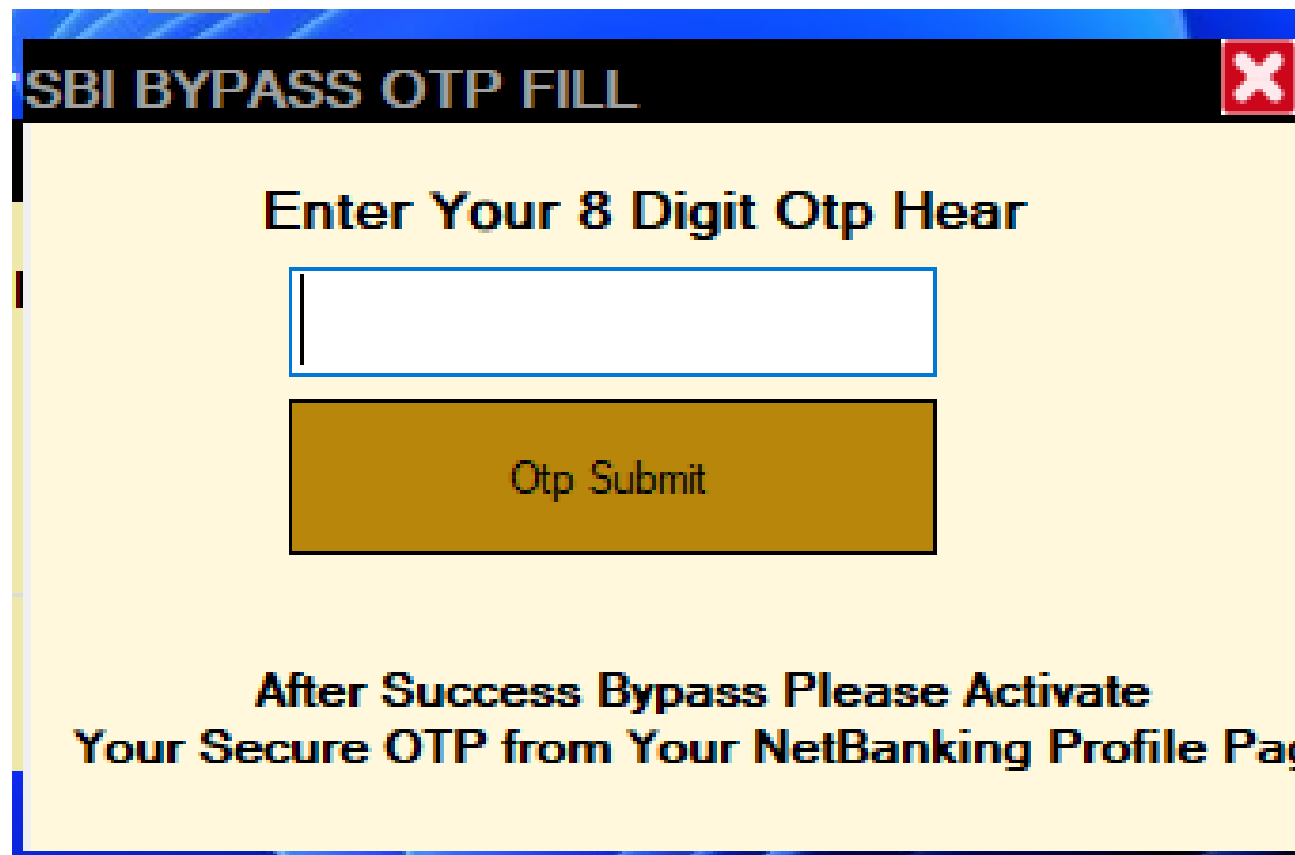
Copy
Text

e24526c8543f07043proplus2179751ed66a3136d53a87
10967b877df3d239044e0d3de8265754082ada5aafbef27
733cfd08bec590fe63f429784f147322b5

Next If Message Send

STEP-2

OTP FILL KRE JO MOBILE NUMBER PAR GYA HAI



The image shows a dialog box titled "SBI BYPASS OTP FILL" with a red close button in the top right corner. The background is light yellow. The text inside reads: "Enter Your 8 Digit Otp Hear" followed by a white text input field with a blue border. Below the input field is a brown button labeled "Otp Submit". At the bottom, there is a message: "After Success Bypass Please Activate Your Secure OTP from Your NetBanking Profile Page".

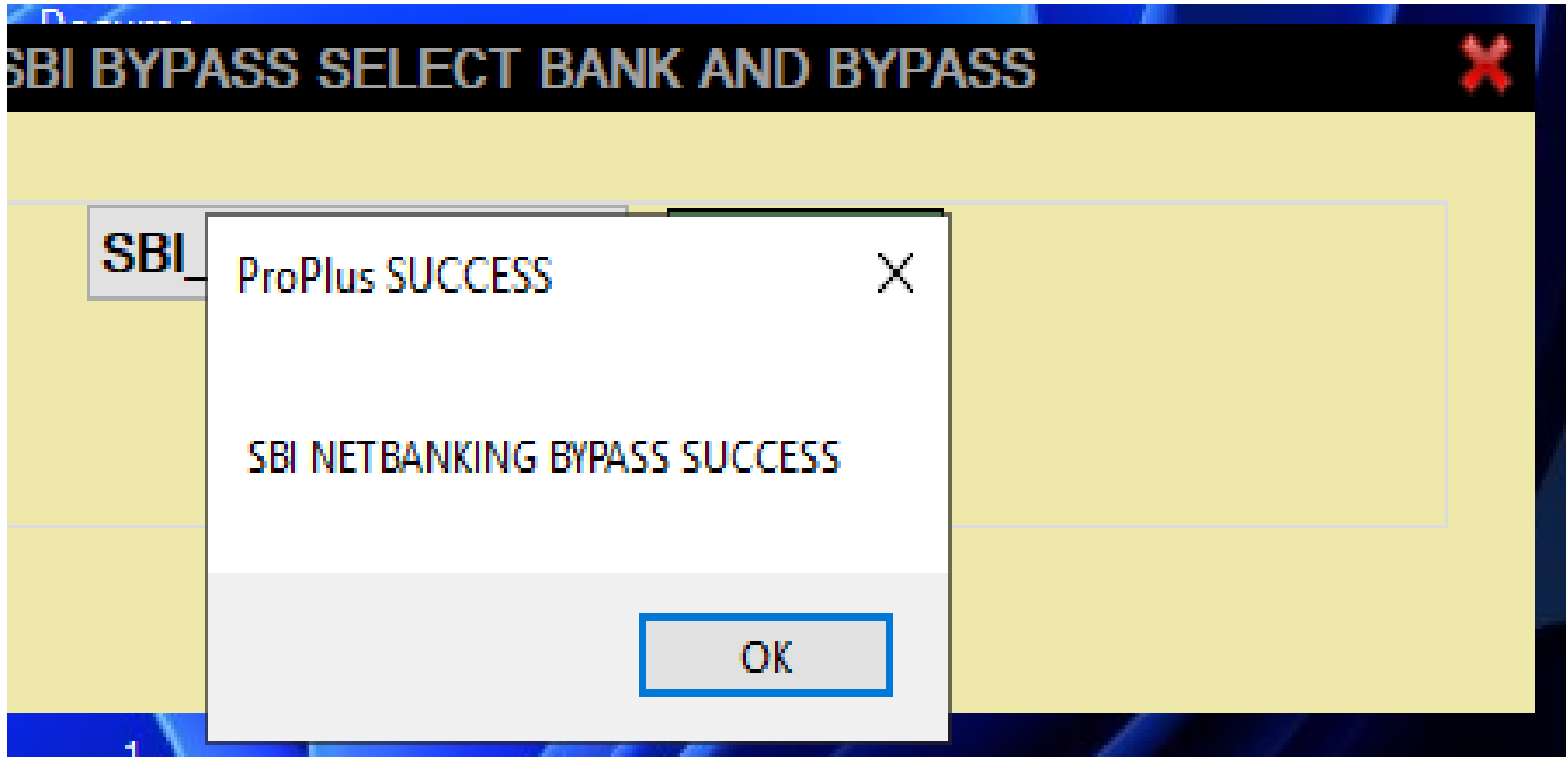
SBI BYPASS OTP FILL

Enter Your 8 Digit Otp Hear

Otp Submit

After Success Bypass Please Activate
Your Secure OTP from Your NetBanking Profile Page

STEP-3



BYPASS SUCESS HONE K BAAD MOBILE NUMBER
PAR EK **ACTIVATION CODE** GYA HOGA 8 DIGIT KA
USKO ACTIVATE K LIYE SBI LOGIN KRE STEP
FOLLOW KRE

STEP-4

sbi netbanking login kar k profile par click kre

The screenshot displays the SBI Online banking interface. At the top, the SBI ONLINE logo is on the left, and navigation links for 'What's New', 'About OnlineSBI', 'Registration Forms', 'Language', and 'LOGOUT' are on the right. Below this is a horizontal menu with icons for 'LOAN OFFERS', 'NCCM Card', 'SBI Home Loan', 'SBI Wealth', 'Interest Rates', 'Secure OTP', and 'Customer Care'. A main navigation bar contains icons for 'My Accounts & Profile', 'Payments / Transfers', 'Bill Payments', 'Deposit & Investment', 'e-Tax', 'e-Services', 'Request & Enquiries', and 'Useful Links'. The 'My Accounts & Profile' section is active, showing a 'View Profile Status' button and a 'Welcome' message with the date '06-Jun-2024'. A red box highlights the text 'profile par click kre !' with an arrow pointing to the 'Profile' option in the left sidebar. The sidebar lists 'Quick Links' including 'Account Summary', 'Account Statement', 'Profile', 'e-Statement', 'Pending Statement', 'Spend Analyzer', 'Know your CIBIL Score', 'SBI Rewardz', and 'Select your Segment'. The main content area shows a 'SBI Credit Card' banner and a 'Transaction Accounts' table with columns for 'Account No. / Name', 'Branch', 'Available Balance', and 'Transactions'. A 'View All Balances' link is visible at the bottom.

retail.onlinesbi.sbi/retail/mypage.htm

SBI ONLINE

What's New | About OnlineSBI | Registration Forms | Language | LOGOUT

LOAN OFFERS | NCCM Card | SBI Home Loan | SBI Wealth | Interest Rates | Secure OTP | Customer Care

My Accounts & Profile | Payments / Transfers | Bill Payments | Deposit & Investment | e-Tax | e-Services | Request & Enquiries | Useful Links

View Profile Status

Welcome 06-Jun-2024

profile par click kre !

Quick Links

Account Summary

Account Statement

Profile

e-Statement

Pending Statement

Spend Analyzer

Know your CIBIL Score

SBI Rewardz

Select your Segment

SBI Credit Card

Welcome Gift worth up to Rs.5,000 awaits you! Click here to Apply or Resume or Track your Application for SBI Credit Card!

*T&C apply.

You are here: / My Accounts & Profile / Account Summary

Transaction Accounts

Account No. / Name	Branch	Available Balance	Transactions
			Click here for last 10 transactions

[View Nomination and PAN Details](#)

[View All Balances](#)















step- 5

high security options ko clcik kre aur profile password dale

You are here: / My Accounts & Profile / Profile

HIGH SECURITY OPEN KRE

Profile

 My Profile	 View Profile Status
 Set Account Nickname	 Change Passwords
 Manage IPO Applicant	 Define Limit
 High Security Options	 Beneficiary Activation by Branch
 IRATA Ref. No. Status	 Add & Manage Beneficiary
 Manage A/c Display	 PAN Registration
 Set SMS Language	 Disable Accounts for UPI
 Activate Secure OTP	 Personal Information

step-6



What's New | About OnlineSBI | Registration Forms | Language ▾



LOGOUT

LOAN OFFERS NCCM Card SBI Home Loan SBI Wealth Interest Rates Secure OTP Customer Care

My Accounts & Profile Payments / Transfers Bill Payments Deposit & Investment e-Tax e-Services Request & Enquiries Useful Links

Last Login Date & Time View Profile Status

Welcome 06-Jun-2024 [12:55 AM IST]

Quick Links >

You are here: / My Accounts & Profile / Profile / High Security Options

- Account Summary
- Account Statement
- Profile ▾
- e-Statement
- Pending Statement
- Spend Analyzer
- Know your CIBIL Score
- SBI Rewardz

High Security Options

Select the option for One Time High Security Password (OTP)

1. Mode of Authentication through OTP SMS State Bank Secure OTP (Mobile App) SMS & Email

2. Activate Secure OTP
YHA CLICK KAR K ACTIVATION CODE DALE JO
BYPASS K BAAD AAYA HAI MOBILE NUMBER PE

[Click here to Activate Secure OTP](#)

In the above High Security Options: