

Key : superzz365 Left Days : 365PAID 24-04-2023 09:49:24 ✖

Id bank

Ticket

Bypass bank

Setting

Proxy

Payment Faield Off

**step 1:- Id/Bank Open Kre**

---

IdBanks

IRCTC ID **Net Bank** Debit Card Credit Card UPI QR Code

Gateway : IRCTC

Bank Name : PAYTM

Mobile : 919199191991

Password : lest@1414

Name to Save : PAYTM\_919199191991

Show Password

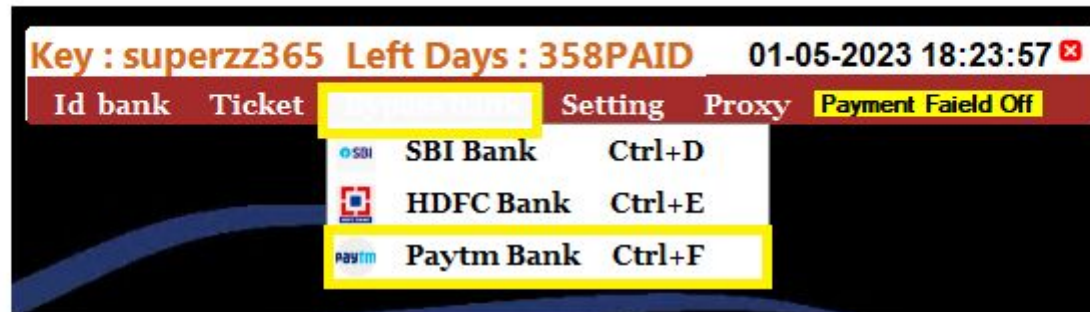
**yha save kre**

Save Edit Delete Delete All

**step 2:- id/bank k baad netbanking open kre usme paytm select kre aur apna paytm number dale {password me kuch v dal sakte hai }**

**paisa apke wallet se cut hoga paytm fully kyc hona chiye**

step 3:-



step 3:-bypass bank open kre usme ,paytm bank select kre

**step 4:- Apne Jo Paytm  
Number Save Kiya hoga Usko  
Yha Chhose Kre .Ukse baad  
bypass new kre**

Paytm OTP By-Pass

By-Pass PAYTM

Select Bank : PAYTM\_91919919199

By-Pass OTP

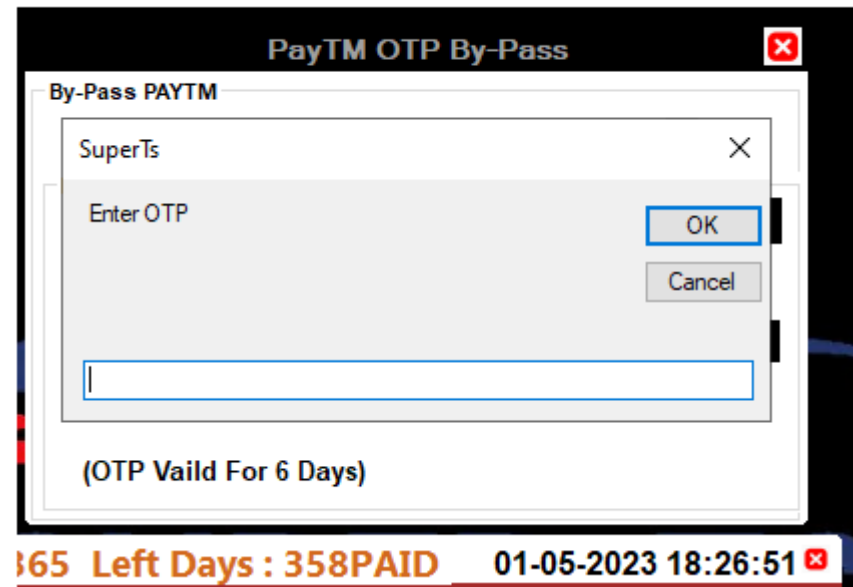
Select Existing By-Pass File: Browse

Create New By-Pass : Bypass New

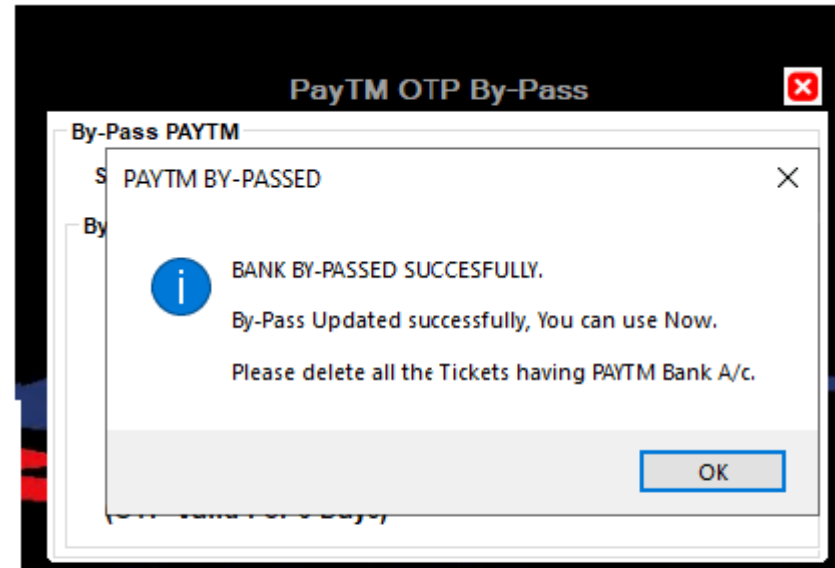
Enter OTP :

(OTP Vaild For 6 Days)

**step 5:- Bypass new par  
click krenge to apke  
Number Par Otp Jyga Wo  
Otp Dal De**



**step 6:- Otp Dalne K Baad  
Ok Kre Apka Otp BYpass  
Ho Jyga**



**Material Provided By Indian Group  
Tsi { Tatkal Software Indian }**